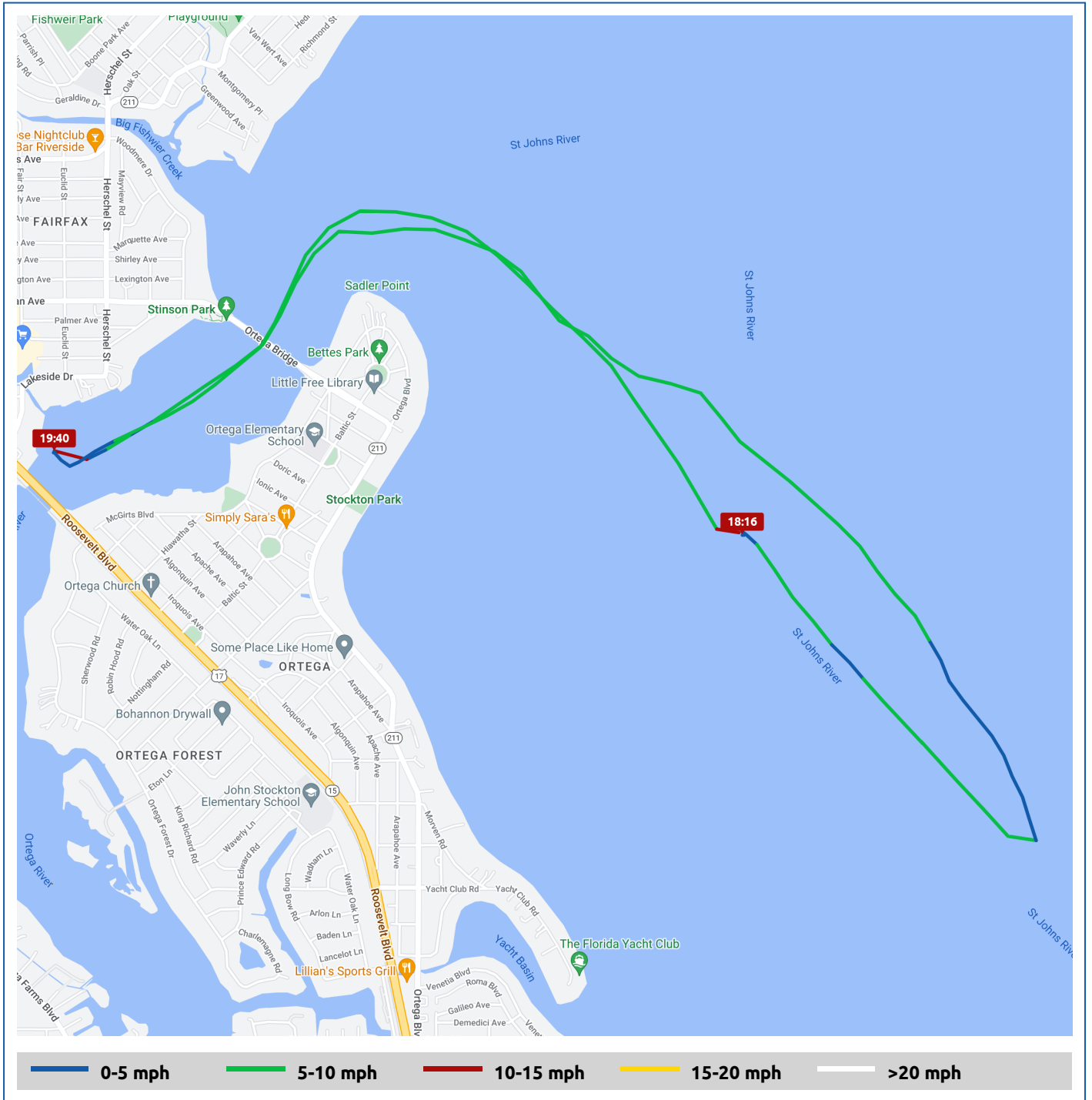



Voyages	Underway (hours)	Duration (hours)	Distance (mi)	Average Speed (mph)	Max Speed (mph)
2	1:35	1:35	8.3	5.2	11.6






Voyage	Skipper	Passengers	Commenced	Completed
Ortega Yacht Club Marina to 30° 16.32' N, 81° 40.88' W	Tom & Deb V (Lollipop )		17:13	18:16

Voyage Log	Time	From Start		Interval
		Duration (hours)	Distance (mi)	Avg Speed (mph)
Started voyage at 30° 16.52' N, 81° 42.87' W	17:14	0:00		
30° 16.33' N, 81° 40.89' W	18:14	1:00	5.4	5.3
Stopped voyage at 30° 16.32' N, 81° 40.88' W	18:16	1:02	5.4	0.4



Voyage	Skipper	Passengers	Commenced	Completed
30° 16.33' N, 81° 40.90' W to Ortega Yacht Club Marina	Tom & Deb V (Lollipop )		19:08	19:40

Voyage Log	Time	From Start		Interval
		Duration (hours)	Distance (mi)	Avg Speed (mph)
Started voyage at 30° 16.33' N, 81° 40.90' W	19:08	0:00		
Arrived Ortega Yacht Club Marina	19:36	0:28	2.8	6.0
Stopped voyage at Ortega Yacht Club Marina	19:40	0:32	2.8	0.6